



Welcome to the Shropshire Council's Health and Safety Bulletin for

Spring 2026

Any queries / feedback should be sent to

health.safety@shropshire.gov.uk

Contents:




- CLEAPSS LOG IN
- CLEAPSS — GL500 Finding your way around CLEAPSS
- CLEAPSS—Promotional Material
- Hobby Craft recall (Asbestos in play sand)
- Summer Building Works- CDM Requirements / [POWRHI](#)
- School Allergy Rules—Benedicts Law
- Accident, Incident & Near Miss Reporting using ERP
- Summer inflatables
- Gas BBQ guidance
- Temporary pools
- Governors H&S Course
- Health & Safety Training
- Team Contact Details

We are all responsible for Health & Safety

CLEAPSS Registration for Schools

REGISTER FOR AN ACCOUNT

As a member, to access all of our resources, you need to register for a website account. To create yours:

- 1** Use the QR code to access our account request page

- 2** Click start

- 3** Use your school email address to register


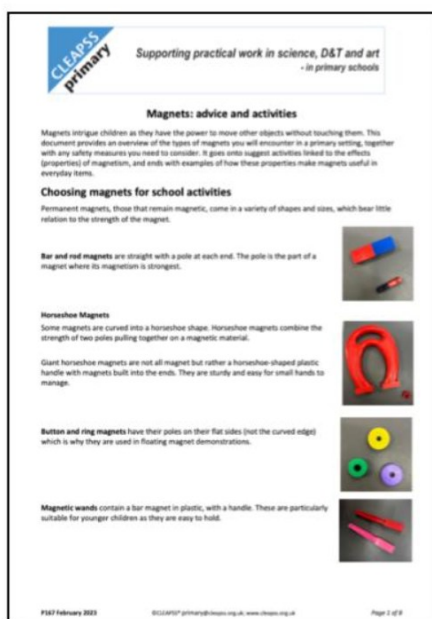

Everyone in your school is entitled to their own account, so please share these details with your colleagues.



Make the most of your CLEAPSS membership

Did you know that your school is a member of CLEAPSS or that they have much more to offer than keeping your children safe.

CLEAPSS role is to support good practical work. Their website has a wide variety of resources designed to help you do just that. Next time you're stuck for an idea for a practical activity, are unsure about how safe an activity is or need some help making your practical work meaningful, contact CLEAPSS



Website: www.cleapss.org.uk

Email: primary@cleapss.org.uk

Helpline: 01895 251496

We are all responsible for Health & Safety

Hobby Craft England recall – asbestos in play sand

Hobbycraft has issued a product withdrawal and full consumer recall for the Hobbycraft Giant Box of Craft due to a health risk related to potential asbestos contamination in the coloured sand vials included in the kit.



The official recall notice can be found on the GOV.UK [Product Safety pages](#) by the Office for Product Safety and Standards containing full details.

What you need to do

- If your school has this product - **Stop using it immediately.**
- Remove it from all activity spaces and secure it so it cannot be accessed.

Check craft supplies for the following product numbers printed beneath the barcode: 6686021000, 6505261000, 6099201000, 6597221000, 6606171000.

[Hobbycraft have also recalled several other products](#) relating to the potentially contaminated sand.

If you any of these products, please notify the [Health and Safety Team](#) for further guidance.

We are all responsible for Health & Safety

The Construction, (Design & Management) Regulations, April 2015 (CDM) – How they affect Schools.

When Do the Regulations Apply?

It's important to be aware that CDM applies to construction work and not just construction projects. It doesn't matter how short or small the work is, or if it involves one person, or one hundred people, if it's classed as construction work, CDM applies. The definition of construction work under CDM 2015 is far-reaching.

Even the smallest of construction works comes under the requirements of the regulations. Any work your school could undertake, from small maintenance jobs, cleaning windows, redecoration work, installation of play equipment, installation of telecommunications equipment, roof repairs, small refurbishment projects, to extensions and alterations etc.

All must comply with the requirements, although the information required must be proportionate to the hazards and risks present.

For full updated guidance and information, please see the below link on SLG;

[CDM Guidance for Schools](#)

Managing contractors during reactive maintenance (CDM Regs 2015)

Reactive maintenance is unplanned and could include tasks like fixing damaged flooring, a leaking tap/ roof, a damaged electrical socket/light etc.

In order to ensure steps are being taken to ensure all work is carried out safely at schools, PSG require Contractors will be required to complete an initial **Point of Work Risk and Hazard Identification (POWRHI)** form prior to starting work.

PSG will expect contractors to send a copy of this completed form to them before they are paid for the work carried out.

If the contractor does not offer to show you the completed form, Headteacher/Business Managers/Site Manager/Caretakers are encouraged to ask to see it before the work commences. The form is there to record that the contractor has agreed a safe system of work with you.

Contractors will be expecting you to inspect the working areas on completion to ensure that the areas have been left safe and all surplus/waste materials have been removed from site.

The below link to SLG provide further guidance;

[contractors-premises-guidance-reactive-maintenance-point-of-work-hazard-identification-form.pdf](#)



We are all responsible for Health & Safety

Benedict's Law is new legislation that will be effective from September 2026.

This will make it a legal requirement for schools to have allergy safety measures in place. Schools in England will have to have an allergy safety policy which is reviewed regularly and published on their website.

When creating this policy, schools must follow the new statutory guidance called '[Supporting children and young people with medical conditions and allergy](#)' (currently in draft form) which will be effective from September 2026.

A [Model Pupil Allergy Policy](#) is provided and can be adapted to suite your school.

Further guidance and information can be found following the links below;

[Benedict's Law explained | The Allergy Team](#)

[Guidance for Primary Schools | Anaphylaxis UK](#)



We are all responsible for Health & Safety

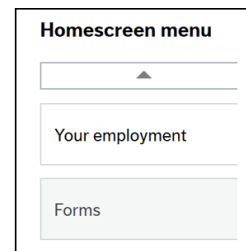
Accident, Incident & Near Miss Reporting using ERP

Accidents or incidents to pupils resulting from the premise, equipment or activities will need to be reported as will any injury to a staff member, visitor or contractor. Please ensure also that any fires or fire safety incidents or false alarms are also reported on this platform.

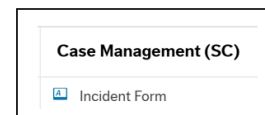
Click on the dotted lines next to your home button



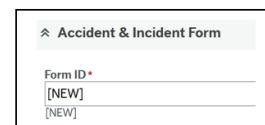
Under the Homescreen menu, choose Forms



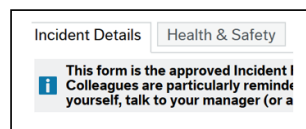
Under the title Case Management, choose Incident Form



Ignore the first box, an incident number will be generated

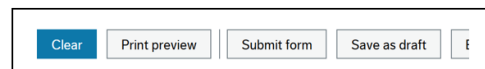


Proceed to Incident Details



Proceed with answering the questions and using the drop-down menu's as best you can, providing as much detail as necessary to explain the cause, injury (if applicable), first aid administered details, witnesses etc.

Finally at the bottom the page, click on Submit form



Once the form has been submitted, your line manager will receive an icon notification on their ERP home page. They will be required to authorise the form providing further details and action taken. The Health and Safety Team will then receive the incident for review and final sign off.

If you require any further support with completing an accident / incident report using ERP, please contact the H&S Team: health.safety@shropshire.gov.uk or Tel: 01743 252819

We are all responsible for Health & Safety

Inflatables Play Equipment Safety Advice

Serious incidents have occurred where inflatables have collapsed or blown away in windy conditions.

Health and safety law applies to the supply, hire and use of inflatables for commercial purposes.

If you buy or hire an inflatable, you must ensure that a suitable risk assessment is completed and that appropriate controls are in place. When equipment is brought into school and managed by a third party, you must ensure robust checks of their documentation (risk assessment, equipment certification, insurance, etc.) before the equipment is used.

Please see [model risk assessment](#) for your consideration & [Guidance available on SLG](#)

The HSE supports two industry inspection schemes for inflatables run by PIPA and ADiPs. Most play inflatables will therefore display either a numbered PIPA tag or an ADiPs declaration of compliance (DoC) to show they comply with British Standard BS EN 14960.

The PIPA scheme specifically covers inflatables devices that fall within the scope of the BS EN 14960, and they have guidance on [the equipment PIPA inspect \(PDF\)](#).

The ADiPs scheme covers a wider range of inflatable play equipment as well as more traditional fair-ground rides.

[Tragedy at the Playground: Boy, 3, Dies After Bouncy Castle Accident - British Brief](#)

Here are some things you need to consider:

- Set up and Safety Checks following the operator manual
- Weather conditions are safe and suitable
- Pre—user visual checks (once set up and inflated)
- Safe use, supervision and monitoring



If any defects are noted, the device must not be used until necessary repairs are completed. School staff may not have expertise in these areas, but should look for obvious problems and ask the owner/operator to provide evidence that these checks are taking place. If suitable reassurance is not available, the member of staff must stop use of the equipment until satisfied that all controls are in place.

Full guidance is available through the HSE in the below links:

[Bouncy castles safety advice - HSE](#)

[Other play inflatables safety advice \(HSE\)](#)

We are all responsible for Health & Safety

Key Safety Precautions for School BBQs

- **Site selection:** Position the barbecue on level ground, away from combustible materials such as trees, wooden fences, sheds, and building overhangs. Concrete school playgrounds are often recommended as safe locations.
- **Safety zones:** Create a barrier to keep children, pets, and bystanders at a safe distance from hot surfaces.
- **Fire safety equipment:** Keep a suitable fire extinguisher nearby (e.g., dry powder for gas, water/sand for charcoal) and/or a bucket of water or sand.
- **Lighting & fuel:** Never use petrol or other accelerants to start the BBQ. Use approved firelighters on cold coals.
- **Supervision & attire:** Never leave the barbecue unattended. Appoint a dedicated, trained person to handle cooking. Ensure cooks wear appropriate clothing (no loose items) and use long-handled utensils.
- **Gas safety:** Change gas cylinders in the open air. Turn off the cylinder before the controls to clear the hose, check for leaks and condition of hose.
- **Waste disposal:** Allow coals to cool completely (this can take several hours) before disposal, or safely extinguish with water. Do not dispose of hot ashes in plastic waste bins.

[Model Risk Assessment for School BBQ](#)



We are all responsible for Health & Safety

Temporary pools

Although the benefits of having an external provider set up a swimming at the school are considerable, it is important to consider that these do not meet the rigorous standards to protect users and provide safe learning environments.

Swim England do not endorse the use of any temporary “pop-up” swimming pools that fail to meet these operational and safety standards.

Shropshire Council do not endorse the use of pop up pools following the guidance by [Swim England guidance](#)

Potential Significant FIRE RISK:



In addition to the above advice, please also provide full consideration to the flammability of the indoor changing pods, usually quite tightly packed into a room for pupils to zip themselves in whilst changing. These may be constructed using Standard polypropylene (PP) which is highly flammable, it ignites easily and burns which melts and drips at high heat.

1. Flammability: Polypropylene is a flammable material. It burns rapidly when it encounters an open flame and releases toxic smoke.
2. When polypropylene burns, it produces carbon monoxide, carbon dioxide and other harmful gases. These gases are not only harmful to the human body, but may also cause suffocation hazards in enclosed spaces.

This is a significant Fire Hazard and an immediate threat to life for both pupils getting changed and supervising staff. As this is effectively a change of use, our advice is have your Fire Risk Assessment reviewed by the original assessor.

We are all responsible for Health & Safety

Training for Governors



Health and Safety Training for Maintained Schools

Governors Health and Safety Course

We are running 2 courses in May for school governors in relation to their Health & Safety responsibilities.

The course is free of charge, 1 hour long and is delivered via Microsoft Teams.

The next dates are:

Wednesday 20th May 11.00—12.00am

Thursday 21st May 5.30—6.30pm

To book please email: kevin.jenkins@shropshire.gov.uk



We are all responsible for Health & Safety

Health & Safety Training



- Fire Awareness, Fire Warden & Extinguisher
- Fire Awareness & Extinguisher
- Manual Handling including Slips, Trips & Falls
- Risk Assessment Workshop
- Legionella
- Asbestos
- Working at Height
- COSHH

Face to Face Training is available onsite at your school and being delivered at the following venues throughout 2026

- The Lantern Meadow Farm Drive SHREWSBURY SY1 4NG
- Bridgnorth Library 67 Listley Street BRIDGNORTH WV16 4AW
- Raven House Prospect Road MARKET DRAYTON TF9 3AP
- Castle View Arthur Street OSWESTRY SY11 1JR
- Helena Lane Community Centre 20 Hamlet Rd LUDLOW SY8 2NP

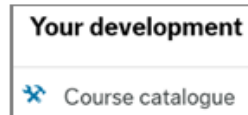
Contact Emma Cushing for further information emma.i.cushing@shropshire.gov.uk Tel: 01743 257906

Course can be booked directly via ERP [Course catalogue - Unit4 ERP](#)





Click on the dotted lines next to your home button



Under Your Development, click on Course Catalogue



Click on the Zoom Icon for course information, click the tick to sign up!

| Scheduled courses | | | | | |
|---|-------------------------------------|---|-------------------------------------|--------------|---|
| Zoom | Sign up | Wait list | Prereq. | Availability | Course |
|  | <input checked="" type="checkbox"/> |  | <input checked="" type="checkbox"/> | | 0 Emergency First Aid at Work with Paediatric Element |
|  | <input checked="" type="checkbox"/> |  | <input checked="" type="checkbox"/> | | 0 First Aid at Work Course |

You will receive a notification at the top of the screen



eLearning course are available on **Leap into Learning**, providing convenient learning to help protect staff and help meet H&S compliance. Maintained schools have access to all the courses, if you require any support with setting up staff on to Leap into Learning, please contact kev-in.jenkins@shropshire.gov.uk and I will be happy to assist.

We are all responsible for Health & Safety

How To Get In Touch?



How to contact us?

Kevin Jenkins

Health and Safety Officer – Schools

Radiation Protection Officer
Health & Safety Team
Property & Development
Enabling Services
Shropshire Council
01743 253736

Kevin.jenkins@shropshire.gov.uk

Training Courses;

Emma J Cushing

Lead Health & Safety and First Aid Trainer

Health & Safety Team - Property & Development

emma.j.cushing@shropshire.gov.uk

01743 257906

A health and safety duty officer from the team is available to assist you on:

01743 252819

health.safety@shropshire.gov.uk

Where can I find help?

Health & Safety Arrangements—[Shropshire Learning Gateway](#)



We are all responsible for Health & Safety